


# Adobe® InDesign™

*Page layout and design for the future of professional publishing*

As the lines between print and online publishing start to dissolve, we can expect to see the rise of a new professional publishing model—cross-media publishing. In organizations today, communications for print and online distribution are often handled by discrete production groups, a situation that leads inevitably to inconsistencies and inefficiencies. Text and graphics are routinely developed for separate media, taking into account the advantages and limitations of each. Image resolution, text density, and color management differ greatly between media, making it difficult if not impossible to “create once, then publish everywhere.” Designers and authors have been waiting eagerly for the software tools that will make true cross-media publishing possible. Now publishing professionals must no longer be frustrated for other media. In the future, we will be able to create content once and use it in multiple formats.



MACINTOSH

  
Adobe

# Adobe InDesign



Adobe InDesign redefines professional publishing software, delivering unprecedented creative freedom, productivity, and precision for high-end graphic designers, production artists, and prepress professionals. InDesign also integrates seamlessly with Adobe's other leading programs to provide a consistent design environment. With InDesign, your creativity can break free, moving from inspiration to breathtaking page designs with extraordinary speed and control.

## INTEGRATED ADOBE DESIGN ENVIRONMENT

Tight integration with Adobe Photoshop® and Adobe Illustrator®—including common tools, commands, palettes, and keyboard shortcuts—lets you hit the ground running. Easily edit Illustrator artwork that you've pasted or dropped into a document.



## EXTRAORDINARY CREATIVITY

Produce richly layered designs by nesting a frame within a frame within a frame. Then subselect nested frames or their content, and resize, rotate, skew, or move them to create captivating results.

## Master your deadlines

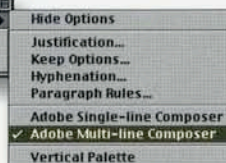
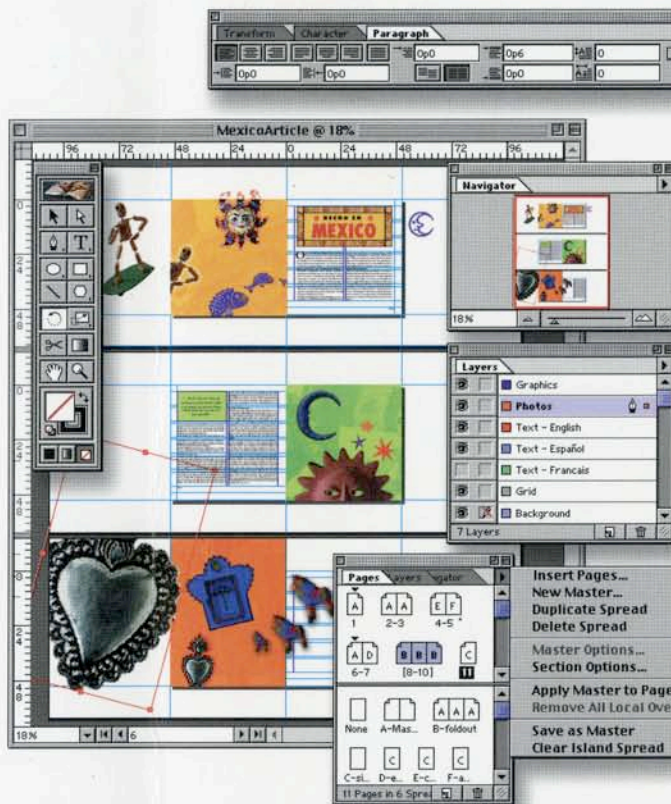
- Organize objects on document-wide layers, and then hide, show, reorder, or lock layers. Create several different versions of a document in a single file.
- Create multiple master pages to apply design elements consistently. Even base one master page on another for efficient updating.
- Open multiple windows in a document for different views of a page or of multiple pages.
- Design pages from 1 pica (1/6 inch) square to 1,296 picas (18 feet) square.
- Preserve current design work by opening QuarkXPress® 3.3–4.04 and Adobe PageMaker® 6.5 documents.
- Customize keyboard shortcuts, or select a set of QuarkXPress compatible keyboard shortcuts.

## Unleash your creativity

- Explore. Play. See where ideas lead. You can always undo—or redo—multiple steps in a document.
- Use any drawn shape or converted text as a frame to hold text and graphics content. Paste a frame within a frame to create vivid layered designs.
- Apply radial or linear gradients to the fill and stroke of text, shapes, and frames. Even edit text with a gradient applied.
- Create basic illustration elements with the Adobe standard pen tool.
- Combine multiple paths, convert text to editable outlines, or create clipping paths to mask images and act as frames.
- Scale and shear multiple selected text and graphics frames to create novel effects.

## Achieve exacting precision

- Use the multi-line composer to adjust multiple lines of text at once, automatically producing the best-looking line breaks possible.
- Achieve optimal character spacing using manual, optical, or metrics pair kerning. Apply tracking to a range of text.
- Zoom from a 5% to a 4,000% view on any spread area using the Navigator palette.
- Set up grids and ruler guides to position objects precisely. Specify view thresholds so grids and guides appear only when needed.
- Save your InDesign documents as PDF files directly. For precise, high-quality output, specify PDF settings for subsetting fonts, compressing images, embedding ICC profiles, and more.



### Single-line composer

As a rule, the architecture of the Hague is not only solid and substantial, but handsome; not with the showy finery of Paris or Vienna, but rather like a dress, whose tasteful colors and perfect adaptation to the form lead one to thoroughly admire it, without at first being able to explain its charm. An air of elegance and leisure pervades its streets. We feel that here is the repose of wealth served by attentive tradesmen. At Rotterdam, they say one makes his fortune, at Amsterdam he increases it, but at the Hague he spends it.

### Multi-line composer

As a rule, the architecture of the Hague is not only solid and substantial, but handsome; not with the showy finery of Paris or Vienna, but rather like a dress, whose tasteful colors and perfect adaptation to the form lead one to thoroughly admire it, without at first being able to explain its charm. An air of elegance and leisure pervades its streets. We feel that here is the repose of wealth served by attentive tradesmen. At Rotterdam, they say one makes his fortune, at Amsterdam he increases it, but at the Hague he spends it.

## UNPARALLELED TYPOGRAPHIC CONTROL

Select the unique multi-line composer to automatically set elegant lines of text. Fine-tune the spacing between pairs of letters using a choice of kerning methods.

