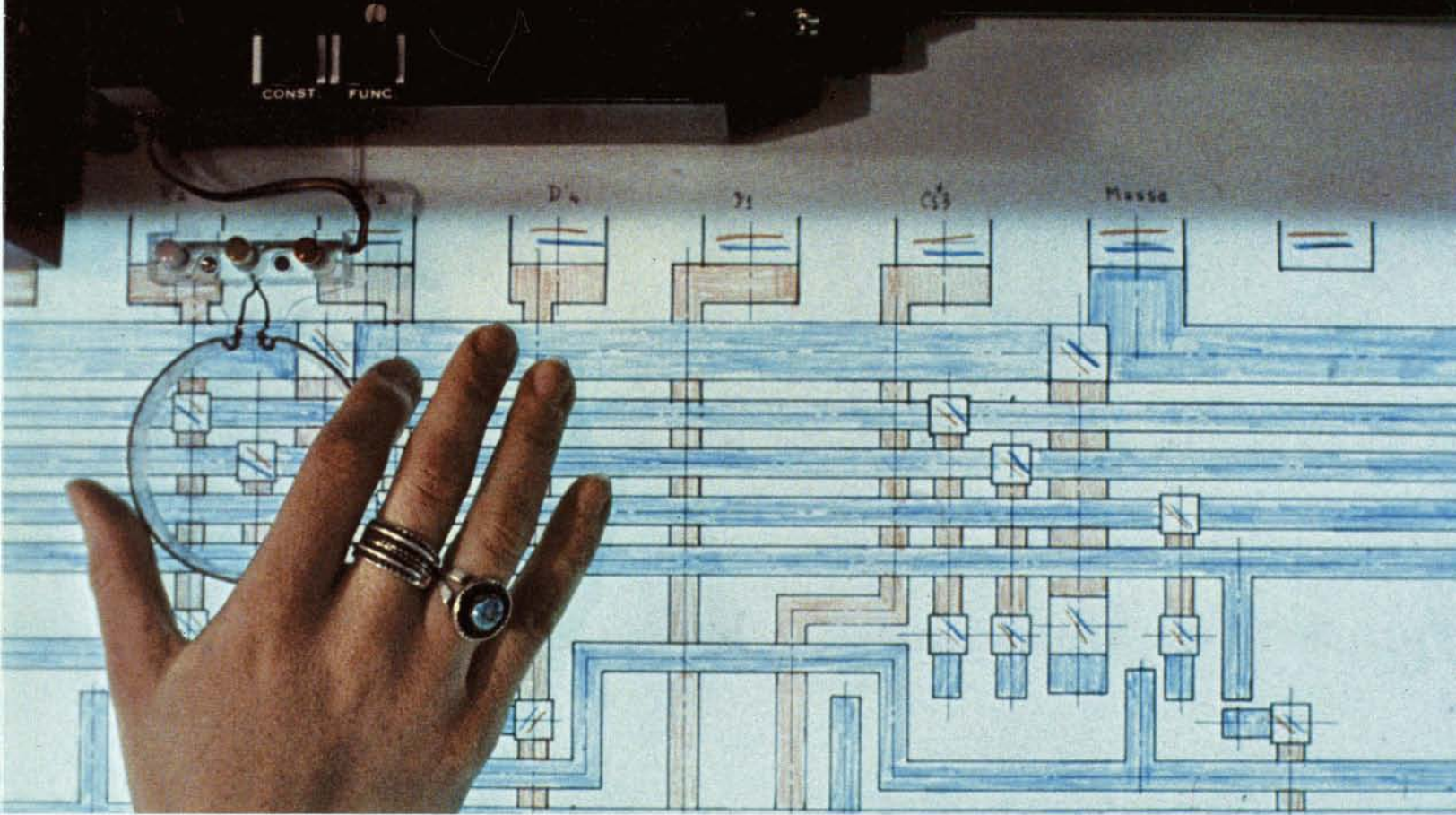




# GERBER INTERACTIVE DESIGN SYSTEM





Like most Gerber equipment, the IDS is modular both in concept and design. This modularity is enhanced by the flexible data structure of the basic interactive software and the versatility of stored program terminals. These qualities permit tailoring of an IDS to current needs and expansion of the system as future requirements dictate. Together with the long-recognized Gerber standards of quality and reliability, these factors guarantee the IDS user many years of outstanding performance.

### Interactive Software

Gerber interactive software offers a complete range of basic graphics capabilities called by means of function pushbuttons. Some of these functions are:

- identify
- move
- duplicate
- delete
- call symbol
- text (left, right, center)
- box (move, duplicate, delete)
- level (define, store, plot)
- window
- auto scale

Basic system software provides for visual interactive construction, storing, retrieval, manipulation, association, and reproduction of all graphic and alphanumeric information by operators with no specialized computer or programming training. It incorporates all programs necessary to operate the system, interactive graphic tools required to communicate with the data base, and peripheral drivers. Software is implemented in a high-level dynamic interpretive language utilizing software decoding of computer functions rather than traditional hardware decoding. System software is designed to provide for:

- maximum efficiency of data retrieval and manipulation for fast interaction of plot updates.
- easy expansion via user-tailored application programs.
- independent and simultaneous operation of multiple terminals.
- maximum range of data resolution with double precision floating point arithmetic.





## IDS Features

### Stored Program Terminals.

IDS incorporates a mini-computer in each terminal as well as in the CPU. These stored program Terminal Controls increase system efficiency, versatility, and economy.

**Efficiency:** the Terminal Control performs tasks ordinarily done in the CPU, freeing CPU time for more users. **Versatility:** new applications and functions are available upon calling a new program from the CPU. Since terminal capabilities are software-oriented, IDS provides a greater degree of customization than is available with any other system. **Economy:** hardware is standardized, requiring only a program change to perform different functions.

### Double Precision Floating Point Data Base.

The double precision floating point data base means that your present or future applications will not exceed the resolution of the system. A resolution of 1 part in 8.3 million over a range of  $10^{-38}$  to  $10^{+38}$  allows storing micro-inch detail of a drawing that is measured in hundreds of feet within one data base. Floating point routines are implemented in CPU hardware for speed.

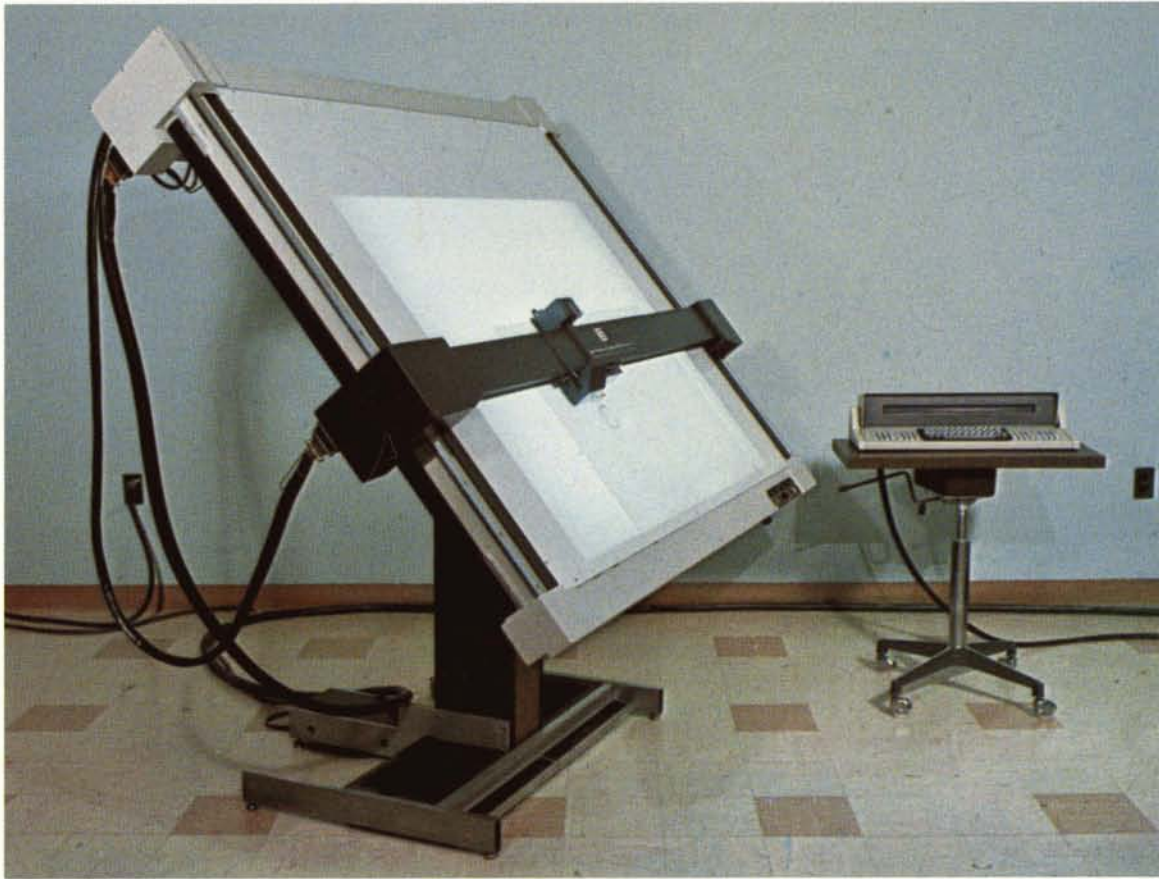
### Superior Composition and Edit Capabilities.

The IDS function button technique is quick and easy, eliminating the burden of menu picking at a digitizer and the cataloguing or memory requirement involved in "character recognition" techniques. One button actuates the function. Functions are programmable and may be changed as desired. In addition to

the 80 standard functions, logic is provided for up to 48 additional functions and/or frequently used symbols.

Gerber's IDS is the only system of its kind with an alphanumeric display physically independent of the CRT. The alphanumeric display removes system status and operating data from the screen, allowing greater plotting area and speed. This 80-character unit "coaches" the operator by displaying messages relative to the current job status:

- function command currently selected.
- name and location of currently selected symbol.
- command sequence number.
- pen or aperture selection.
- line mode selection.
- current cursor position (absolute or incremental X-Y coordinates).



### **Most Advanced Plotter/ Digitizer Available.**


The Gerber Model 24 interactive plotter/digitizer incorporates an absolute positioning system driven by servo motors for exceptionally quiet operation. It is the only such unit to offer as standard:

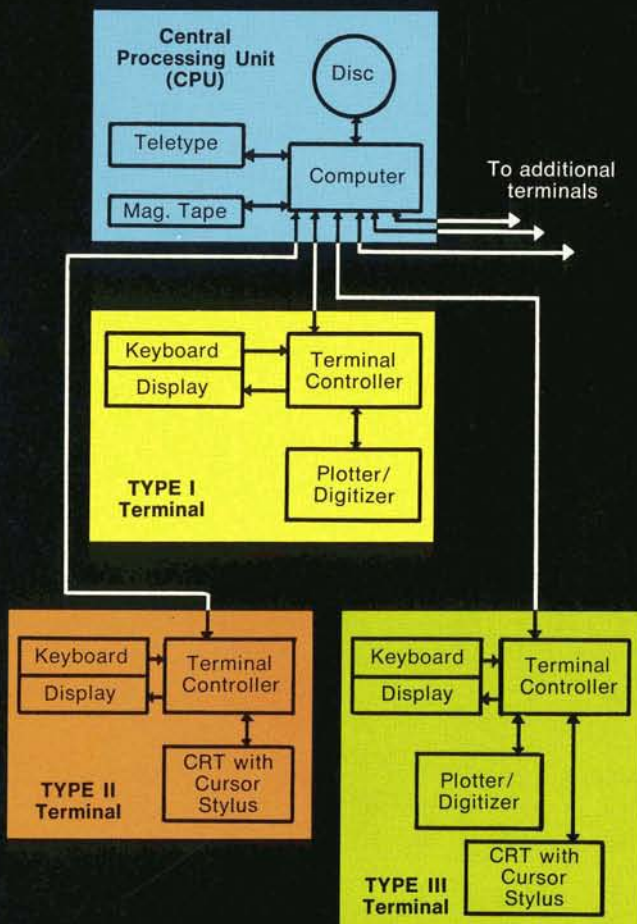
- table backlighting.
- vacuum holddown.
- three-pen head for ball point, wet ink, and fibre tip pens.
- choice of three cursor/cursor-positioning systems.
- switch-selectable maximum positioning speeds.

The Model 24 features renowned Gerber plot quality as well as advanced drive techniques for speed and convenient cursor positioning.

### **Widest Selection of Terminal Devices.**

IDS encompasses three basic interactive terminals. In addition, any Gerber plotter, artwork generator or digitizer may be used as a terminal. The Interactive Design System also outputs tapes to drive any off-line Gerber plotter.





The Interactive Design System from Gerber solves design and graphics problems efficiently and economically. Gerber Scientific offers an Interactive Design System (IDS) for use by circuit designers, mechanical designers, cartographers, architects, and engineers of every discipline. The IDS provides all hardware and software tools needed to create, compose, digitize, draw, and edit the most complex:

- mechanical drawings
- artwork masters (PC & IC)
- photogrammetric plans
- manufacturing drawings
- schematics
- architectural drawings

The Interactive Design System is a product of Gerber's unparalleled graphics system experience and years of interactive software development. The IDS integrates the tremendous speed and vast memory of the modern computer with human creativity. This means efficiency and economy wherever graphic information, whether on paper or in the mind's eye, must be manipulated creatively. At the same time, IDS puts "computer power" with "man power" in the same location.

### System Organization

The Interactive Design System is composed of up to six terminals interfaced to a Central Processing Unit (CPU). Each terminal consists of a stored program Terminal Controller and one or more work stations. This diagrammed three-terminal system illustrates basic hardware configuration and modular concept.

